

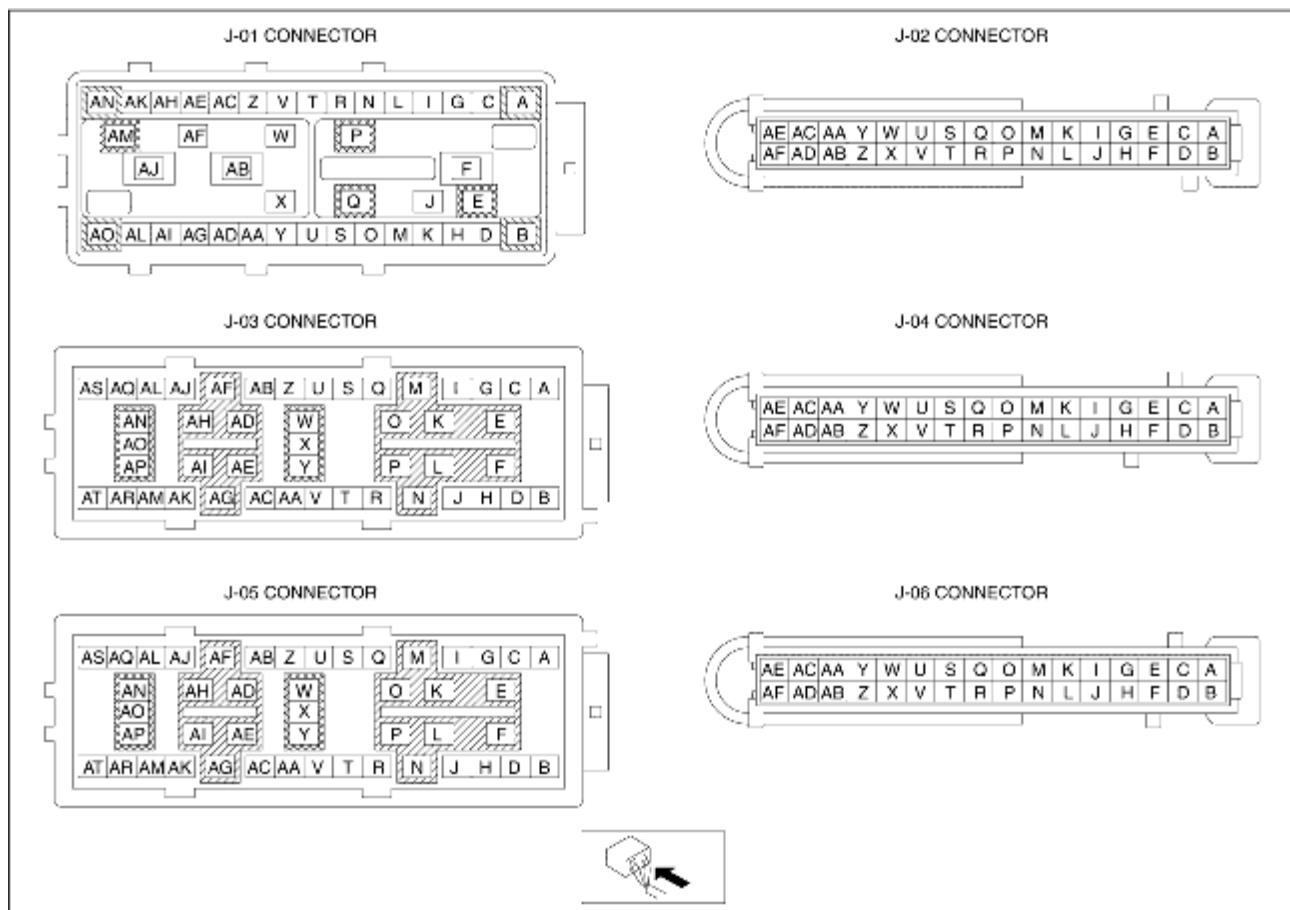
# PASSENGER JUNCTION BOX (PJB) INSPECTION

B3E094001072W02

1. Remove the glove compartment.
2. Remove the PJB with the connector connected.
3. Measure the voltage at each terminal and inspect for the continuity between the terminals and ground is as indicated in the Terminal Voltage Tables (Reference).

- If the voltage or continuity is not as specified in the Terminal Voltage Table (Reference), inspect the parts under "Inspection item (s)".
  - If the system does not work properly even though the parts or related wiring harnesses do not have any malfunction, replace the PJB.

## Terminal Voltage Table (Reference)



B3E0940W011

Terminal	Signal	Connected to	Measurement condition	Voltage (V)/Continuity	Inspection item (s)
J-01 A	-	-	-	-	-
J-01 B	Power supply	Main fuse block	Ignition switch at ON	B+	<ul style="list-style-type: none"> <li>• Ignition switch</li> <li>• Related wiring</li> </ul>
			Ignition switch off	1.0 or less	

						harnesses
J-01 C	Headlight (RH) control	Headlight (RH) (low beam)	Light switch at headlight position		B+	• Headlight (RH) (low beam) • Related wiring harnesses
			Light switch off		1.0 or less	
J-01 D	Headlight (LH) control	Headlight (LH) (low beam)	Light switch at headlight position		B+	• Headlight (LH) (low beam) • Related wiring harnesses
			Light switch off		1.0 or less	
J-01 E	Windshield wiper motor control	Windshield wiper motor (high speed)	Wiper switch at high position		B+	• Windshield wiper motor • Related wiring harnesses
			Other		1.0 or less	
J-01 F	PJB power supply	Main fuse block	Under any condition		B+	• Related wiring harnesses
J-01 G	Blower relay, rear window defroster relay power supply	Blower relay, rear window defroster relay	Ignition switch at ON		B+	• Blower relay • Rear window defroster relay • Related wiring harnesses
			Ignition switch off		1.0 or less	
J-01 H	Back-up light power supply	Back-up light switch	Ignition switch at ON		B+	• Back-up light switch • Related wiring harnesses
			Ignition switch off		1.0 or less	
J-01 I	Headlight cleaner relay power supply	Headlight cleaner relay	Ignition switch at ON		B+	• Headlight cleaner relay • Related wiring harnesses
			Ignition switch off		1.0 or less	
J-01 J	-	-	-		-	-
J-01 K	Parking light (RH) control	Parking light (RH)	Ignition switch off	Light switch at TNS position	B+	• Parking light (RH) • Related wiring harnesses
				Light switch at OFF position	1.0 or less	
J-01 L	Front turn light (RH) control	Front turn light (RH)	Turn switch (RH) on	Front turn light (RH) flashes	Alternates between 1.0 or less and B+	• Front turn light (RH) • Related wiring harnesses
			Hazard warning switch on			
			Other		1.0 or less	
J-01 M	High beam (RH) control	Headlight (RH) (high beam)	Ignition switch off	Light switch at high position or flash-to-pass	B+	• Headlight (RH) (high beam) • Related wiring harnesses
				Other	1.0 or less	
J-01 N	Heated outer mirror power	Rear window	Rear window defroster switch on		B+	• Rear window defroster relay • Related

	supply	defroster relay	Rear window defroster switch off		1.0 or less	wiring harnesses
J-01 O	High beam (LH) control	Headlight (LH) (high beam)	Ignition switch off	Light switch at high position or flash-to-pass	B+	<ul style="list-style-type: none"> <li>• Headlight (LH) (high beam)</li> <li>• Related wiring harnesses</li> </ul>
				Other	1.0 or less	
J-01 P	-	-	-		-	-
J-01 Q	Power supply	Main fuse block	Ignition switch at ON		B+	<ul style="list-style-type: none"> <li>• Ignition switch</li> <li>• Related wiring harnesses</li> </ul>
			Ignition switch off		1.0 or less	
J-01 R	PJB power supply	Main fuse block	Under any condition		B+	<ul style="list-style-type: none"> <li>• Related wiring harnesses</li> </ul>
J-01 S	Front fog light relay power supply	Front fog light relay	Ignition switch off	Light switch at TNS position	B+	<ul style="list-style-type: none"> <li>• Front fog light relay</li> <li>• Related wiring harnesses</li> </ul>
				Light switch at OFF position	1.0 or less	
J-01 T	-	-	-		-	-
J-01 U	-	-	-		-	-
J-01 V	Brake switch signal output	PCM	Brake pedal depressed		B+	<ul style="list-style-type: none"> <li>• Brake switch</li> <li>• PCM</li> <li>• Related wiring harnesses</li> </ul>
			Brake pedal released		1.0 or less	
J-01 W	-	-	-		-	-
J-01 X	-	-	-		-	-
J-01 Y	-	-	-		-	-
J-01 Z	-	-	-		-	-
J-01 AA	-	-	-		-	-
J-01 AB	-	-	-		-	-
J-01 AC	Parking light (LH) control	Parking light (LH)	Ignition switch off	Light switch at TNS position	B+	<ul style="list-style-type: none"> <li>• Parking light (LH)</li> <li>• Related wiring harnesses</li> </ul>
				Light switch at OFF position	1.0 or less	
J-01 AD	-	-	-		-	-
J-01 AE	Back-up light switch signal	Back-up light switch	Ignition switch at ON	Transaxle in reverse	B+	<ul style="list-style-type: none"> <li>• Back-up light switch</li> <li>• Related wiring harnesses</li> </ul>
				Other	1.0 or less	
J-01 AF	-	-	-		-	-
J-01 AG	Windshield washer motor control	Windshield washer motor	Ignition switch at ON	Windshield washer switch on	B+	<ul style="list-style-type: none"> <li>• Windshield washer motor</li> <li>• Related wiring harnesses</li> </ul>
				Windshield washer switch off	1.0 or less	
	Rear window			Rear window defroster	1.0 or less	<ul style="list-style-type: none"> <li>• Rear window defroster relay</li> </ul>

J-01 AH	defroster relay control	Rear window defroster relay	Ignition switch at ON	switch on Rear window defroster switch off	B+	• Related wiring harnesses
J-01 AI	Autostop switch signal	Autostop switch	Ignition switch at ON	Windshield wiper moving Windshield wiper stopped	B+ 1.0 or less	• Autostop switch (windshield wiper motor) • Related wiring harnesses
J-01 AJ	-	-	-	-	-	-
J-01 AK	Front turn light (LH) control	Front turn light (LH)	Turn switch (LH) on Hazard warning switch on Other	Front turn light (LH) flashes	Alternates between 1.0 or less and B+ 1.0 or less	• Front turn light (LH) • Related wiring harnesses
J-01 AL	Brake fluid level signal	Brake fluid level sensor	Ignition switch at ON	Brake fluid level above MIN. Brake fluid level below MIN.	B+ 1.0 or less	• Brake fluid level sensor • Related wiring harnesses
J-01 AM	PJB power supply	Main fuse block	Under any condition		B+	• Related wiring harnesses
J-01 AN	-	-	-	-	-	-
J-01 AO	Windshield wiper motor control	Windshield wiper motor (low speed)	Wiper switch at low position Other		B+ 1.0 or less	• Windshield wiper motor • Related wiring harnesses
J-02 A	-	-	-	-	-	-
J-02 B	-	-	-	-	-	-
J-02 C	-	-	-	-	-	-
J-02 D	-	-	-	-	-	-
J-02 E	-	-	-	-	-	-
J-02 F	-	-	-	-	-	-
J-02 G	-	-	-	-	-	-
J-02 H	-	-	-	-	-	-
J-02 I	-	-	-	-	-	-
J-02 J	-	-	-	-	-	-
J-02 K	-	-	-	-	-	-
J-02 L	-	-	-	-	-	-
J-02 M	-	-	-	-	-	-
J-02 N	-	-	-	-	-	-
J-02 O	-	-	-	-	-	-
J-02 P	-	-	-	-	-	-
J-02 Q	-	-	-	-	-	-
J-02 R	-	-	-	-	-	-
J-02 S	-	-	-	-	-	-

J-02 T	-	-	-	-	-
J-02 U	-	-	-	-	-
J-02 V	-	-	-	-	-
J-02 W	-	-	-	-	-
J-02 X	-	-	-	-	-
J-02 Y	Bonnet latch switch signal	Bonnet latch switch	Bonnet open (Bonnet latch switch off)	B+	• Bonnet latch switch • Related wiring harnesses
			Bonnet closed (Bonnet latch switch on)	1.0 or less	
J-02 Z	Headlight cleaner relay control	Headlight cleaner relay	Headlight cleaner operating	1.0 or less	• Headlight cleaner relay • Related wiring harnesses
			Other	B+	
J-02 AA	-	-	-	-	-
J-02 AB	-	-	-	-	-
J-02 AC	-	-	-	-	-
J-02 AD	Ambient temperature sensor signal	Ambient temperature sensor	Depends on temperature surrounding sensor	(See <a href="#">Figure 1 (Ambient Temperature Sensor)</a> .)	• Ambient temperature sensor • Related wiring harnesses
J-02 AE	Front fog light relay control	Front fog light relay	Front fog light switch on and light switch at TNS position	1.0 or less	• Front fog light relay • Related wiring harnesses
			Front fog light switch off	B+	
J-02 AF	Sensor GND	Ambient temperature sensor	Under any condition: Inspect for continuity to ground.	Continuity detected	• Related wiring harnesses
J-03 A	-	-	-	-	-
J-03 B	Washer switch signal	Windshield wiper and washer switch	Ignition switch at ON	Washer switch on	• Windshield wiper and washer switch • Related wiring harnesses
				Washer switch off	
J-03 C	PJB GND	Body ground	Under any condition: Inspect for continuity to ground.	Continuity detected	• Related wiring harnesses
J-03 D	-	-	-	-	-
J-03 E	-	-	-	-	-
J-03 F	-	-	-	-	-
J-03 G	-	-	-	-	-
J-03 H	Illumination power supply	Illumination bulb	Light switch at TNS position	B+	• Related wiring harnesses
			Light switch at OFF position	1.0 or less	
J-03 I	TNS signal	Light switch	Light switch at TNS position	1.0 or less	• Light switch • Related wiring harnesses
			Light switch at OFF position	B+	
J-03 J	DLC-2 power	DLC-2	Under any condition	B+	• Related wiring

	supply				harnesses
J-03 K	-	-	-	-	-
J-03 L	-	-	-	-	-
J-03 M	-	-	-	-	-
J-03 N	Washer motor power supply	<ul style="list-style-type: none"> <li>• Windshield wiper and washer switch</li> <li>• Rear washer motor</li> </ul>	Ignition switch at ON	B+	<ul style="list-style-type: none"> <li>• Ignition switch</li> <li>• Related wiring harnesses</li> </ul>
			Ignition switch off	1.0 or less	
J-03 O	Seat warmer power supply	Seat warmer	Ignition switch at ON	B+	<ul style="list-style-type: none"> <li>• Ignition switch</li> <li>• Related wiring harnesses</li> </ul>
			Ignition switch off	1.0 or less	
J-03 P	Power supply	<ul style="list-style-type: none"> <li>• Audio unit</li> <li>• Keyless control module</li> <li>• Car-navigation unit</li> <li>• Ignition key illumination bulb</li> </ul>	Under any condition	B+	<ul style="list-style-type: none"> <li>• Related wiring harnesses</li> </ul>
J-03 Q	Auto leveling control	Auto leveling control module	Light switch at headlight position	1.0 or less	<ul style="list-style-type: none"> <li>• Auto leveling control module</li> <li>• Related wiring harnesses</li> </ul>
			Light switch at OFF position	B+	
J-03 R	Climate control unit power supply	Climate control unit	Under any condition	B+	<ul style="list-style-type: none"> <li>• Related wiring harnesses</li> </ul>
J-03 S	-	-	-	-	-
J-03 T	Power supply	<ul style="list-style-type: none"> <li>• Instrument cluster</li> <li>• Key interlock solenoid</li> </ul>	Under any condition	B+	<ul style="list-style-type: none"> <li>• Related wiring harnesses</li> </ul>
J-03 U	-	-	-	-	-
J-03 V	-	-	-	-	-
J-03 W	Rear fog light control	Rear fog light	Rear fog light switch on	B+	<ul style="list-style-type: none"> <li>• Rear fog light</li> <li>• Related wiring harnesses</li> </ul>
			Rear fog light switch off	1.0 or less	
J-03 X	PJB GND	Body ground	Under any condition: Inspect for continuity to ground.	Continuity detected	<ul style="list-style-type: none"> <li>• Related wiring harnesses</li> </ul>
J-03 Y	Power supply	Ignition switch	Ignition switch at ACC	B+	<ul style="list-style-type: none"> <li>• Ignition switch</li> <li>• Related wiring harnesses</li> </ul>
			Ignition switch off	1.0 or less	
J-03 Z	-	-	-	-	-
J-03 AA	Power supply	<ul style="list-style-type: none"> <li>• Audio unit</li> <li>• Keyless control module</li> <li>• Car-navigation unit</li> </ul>	Ignition switch at ACC	B+	<ul style="list-style-type: none"> <li>• Ignition switch</li> <li>• Related wiring harnesses</li> </ul>
			Ignition switch off	1.0 or less	

J-03 AB	Ignition key illumination control	Ignition key illumination	Ignition switch off and driver-side door opened.	1.0 or less	<ul style="list-style-type: none"> <li>• Ignition key illumination bulb</li> <li>• Related wiring harnesses</li> </ul>
			<b>15 s or more</b> after driver-side door closed.	B+	
J-03 AC	Power supply	Instrument cluster	Ignition switch at ON	B+	<ul style="list-style-type: none"> <li>• Ignition switch</li> <li>• Related wiring harnesses</li> </ul>
			Ignition switch off	1.0 or less	
J-03 AD	Power supply	Climate control unit	Ignition switch at ON	B+	<ul style="list-style-type: none"> <li>• Ignition switch</li> <li>• Related wiring harnesses</li> </ul>
			Ignition switch off	1.0 or less	
J-03 AE	-	-	-	-	-
J-03 AF	-	-	-	-	-
J-03 AG	-	-	-	-	-
J-03 AH	-	-	-	-	-
J-03 AI	Panel light control	Illumination bulb	Panel light control switch turned to the brightest setting	1.0 or less	<ul style="list-style-type: none"> <li>• Each illumination bulb</li> <li>• Related wiring harnesses</li> </ul>
			Panel light control switch turned to the darkest position	(See <a href="#">Inspection Using an Oscilloscope (Reference).</a> )	
J-03 AJ	Panel light control input	Panel light control switch	Panel light control switch turned to the brightest setting	Approx. 4.5	<ul style="list-style-type: none"> <li>• Panel light control switch</li> <li>• Related wiring harnesses</li> </ul>
			Panel light control switch turned to the darkest position	1.0 or less	
J-03 AK	-	-	-	-	-
J-03 AL	Headlight leveling switch power supply	Headlight leveling switch	Light switch at headlight position	B+	<ul style="list-style-type: none"> <li>• Headlight leveling switch</li> <li>• Related wiring harnesses</li> </ul>
			Light switch at OFF position	1.0 or less	
J-03 AM	SAS control module power supply	SAS control module	Ignition switch at ON	B+	<ul style="list-style-type: none"> <li>• Ignition switch</li> <li>• Related wiring harnesses</li> </ul>
			Ignition switch off	1.0 or less	
J-03 AN	Cigarette lighter power supply	Cigarette lighter	Ignition switch at ACC	B+	<ul style="list-style-type: none"> <li>• Ignition switch</li> <li>• Related wiring harnesses</li> </ul>
			Ignition switch off	1.0 or less	
J-03 AO	Power supply	Ignition switch	Ignition switch at ON	B+	<ul style="list-style-type: none"> <li>• Ignition switch</li> <li>• Related wiring harnesses</li> </ul>
			Ignition switch off	1.0 or less	
J-03 AP	Power supply	Ignition switch	Ignition switch at ON	B+	<ul style="list-style-type: none"> <li>• Ignition switch</li> <li>• Related wiring</li> </ul>
			Ignition switch off	1.0 or less	

						harnesses
J-03 AQ	-	-	-	-	-	-
J-03 AR	-	-	-	-	-	-
J-03 AS	Headlight switch signal	Light switch	Light switch at headlight position		1.0 or less	• Light switch • Related wiring harnesses
			Light switch at OFF position		B+	
J-03 AT	-	-	-	-	-	-
J-04 A	-	-	-	-	-	-
J-04 B	CAN_L	-	Because this terminal is for communication, good/no good judgment by terminal voltage is not possible.		-	• Related wiring harnesses
J-04 C	Windshield wiper switch signal (high)	Windshield wiper and washer switch	Ignition switch at ON	Windshield wiper switch at high position	1.0 or less	• Windshield wiper and washer switch • Related wiring harnesses
				Other	B+	
J-04 D	CAN_H	-	Because this terminal is for communication, good/no good judgment by terminal voltage is not possible.		-	• Related wiring harnesses
J-04 E	Sensitivity adjustment volume	Windshield wiper and washer switch	Ignition switch at ON	Sensitivity adjustment volume turned from + position to - position	0 → 0.8 → 1.5 → 2.5 → 2.7	• Windshield wiper and washer switch • Related wiring harnesses
J-04 F	Keyless entry signal	Keyless control module	Because this terminal is for communication, good/no good judgment by terminal voltage is not possible.		-	• Keyless control module • Related wiring harnesses
J-04 G	Windshield wiper switch signal (low)	Windshield wiper and washer switch	Ignition switch at ON	Windshield wiper switch at low position	1.0 or less	• Windshield wiper and washer switch • Related wiring harnesses
				Other	B+	
J-04 H	-	-	-	-	-	-
J-04 I	Rear window defroster signal	Climate control unit	Rear window defroster switch on		1.0 or less	• Climate control unit • Related wiring harnesses
			Rear window defroster switch off		B+	
J-04 J	-	-	-	-	-	-
J-04 K	Turn switch input (RH)	Turn switch	Ignition switch at ON	Turn switch at right position	1.0 or less	• Turn switch • Related wiring harnesses
				Other	B+	
J-04 L	Headlight switch signal (high beam)	Light switch	Light switch at high position or flash-to-pass		1.0 or less	• Light switch • Related wiring harnesses
			Other		B+	
J-04 M	-	-	-	-	-	-



J-04 N	-	-	-	-	-	-
J-04 O	Turn switch input (LH)	Turn switch	Ignition switch at ON	Turn switch at left position	1.0 or less	• Turn switch • Related wiring harnesses
				Other	B+	
J-04 P	-	-	-	-	-	-
J-04 Q	-	-	-	-	-	-
J-04 R	Rear wiper switch signal (on)	Rear wiper and washer switch	Ignition switch at ON	Rear wiper and washer switch at ON position	1.0 or less	• Rear wiper and washer switch • Related wiring harnesses
				Other	B+	
J-04 S	Rear wiper switch signal (INT)	Rear wiper and washer switch	Ignition switch at ON	Rear wiper and washer switch at INT position	1.0 or less	• Rear wiper and washer switch • Related wiring harnesses
				Other	B+	
J-04 T	-	-	-	-	-	-
J-04 U	Windshield wiper switch signal (INT)	Windshield wiper switch	Ignition switch at ON	Windshield wiper switch at INT position	1.0 or less	• Windshield wiper switch • Related wiring harnesses
				Other	B+	
J-04 V	-	-	-	-	-	-
J-04 W	Front fog light switch signal	Front fog light switch	Front fog light switch on		1.0 or less	• Fog light switch • Related wiring harnesses
			Front fog light switch off		B+	
J-04 X	-	-	-	-	-	-
J-04 Y	-	-	-	-	-	-
J-04 Z	Rear fog light switch signal	Rear fog light switch	Rear fog light switch on		1.0 or less	• Rear fog light switch • Related wiring harnesses
			Rear fog light switch off		B+	
J-04 AA	-	-	-	-	-	-
J-04 AB	Parking brake switch signal	Parking brake switch	Ignition switch at ON	Parking brake switch on	1.0 or less	• Parking brake switch • Related wiring harnesses
				Parking brake switch off	B+	
J-04 AC	Hazard warning switch signal	Hazard warning switch	Hazard warning switch on		1.0 or less	• Hazard warning switch • Related wiring harnesses
			Hazard warning switch off		B+	
J-04 AD	Rear window defroster signal	Climate control unit	Rear window defroster switch is pressed		1.0 or less	• Climate control unit • Related wiring harnesses
			Rear window defroster switch is released		B+	
				Light switch at	1.0 or less	• Light switch

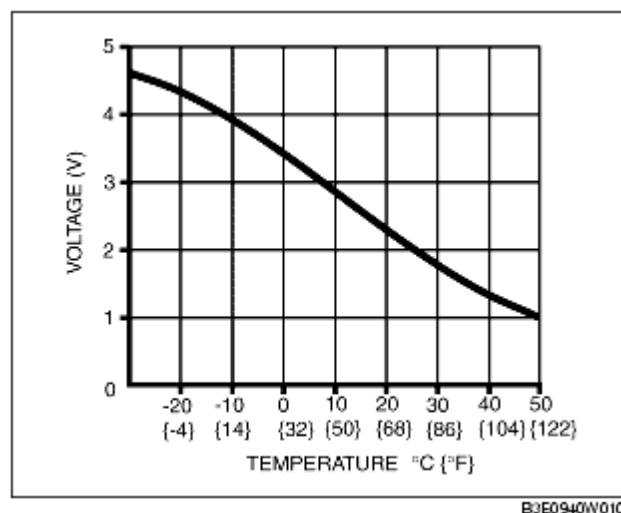
J-04 AE	Light switch signal (AUTO)	Light switch	Ignition switch at ON	AUTO position		• Related wiring harnesses
				Other	B+	
J-04 AF	A/C operation signal	Climate control unit	A/C operating		1.0 or less	• Climate control unit • Related wiring harnesses
			A/C not operating		B+	
J-05 A	Rear turn light (LH) control	Rear turn light (LH)	Turn switch (LH) on	Rear turn light (LH) flashes	Alternates between 1.0 or less and B+	• Rear turn light (LH) • Related wiring harnesses
			Hazard warning switch on			
			Other		1.0 or less	
J-05 B	-	-	-		-	-
J-05 C	Back-up light control	Back-up light	Ignition switch at ON	Transaxle in reverse	B+	• Back-up light • Related wiring harnesses
				Other	1.0 or less	
J-05 D	-	-	-		-	-
J-05 E	Power outer mirror power supply	Power outer mirror	Ignition switch at ACC		B+	• Power outer mirror • Related wiring harnesses
			Ignition switch off		1.0 or less	
J-05 F	Sunroof power supply	Sunroof	Under any condition		B+	• Sunroof • Related wiring harnesses
J-05 G	Tail light (LH) control	Tail light (LH)	Light switch at TNS position		B+	• Tail light (LH) • Related wiring harnesses
			Light switch at OFF position		1.0 or less	
J-05 H	Rain sensor GND	Rain sensor	Under any condition: Inspect for continuity to ground.		Continuity detected	• Related wiring harnesses
J-05 I	Auto stop switch signal	Rain sensor	Windshield wiper moving		B+	• Auto stop switch (windshield wiper motor) • Rain sensor • Related wiring harnesses
			Windshield wiper stopped		1.0 or less	
J-05 J	Trunk lid unlock control	Trunk lid unlock actuator	Trunk lid unlock actuator unlocking		1.0 or less → B+ → 1.0 or less	• Trunk lid unlock actuator • Related wiring harnesses
			Other		1.0 or less	
J-05 K	Power window power supply	Power window main switch	Under any condition		B+	• Related wiring harnesses
J-05 L	-	-	-		-	-
J-05 M	Brake switch	Brake switch	Brake pedal depressed		B+	• Brake switch • Related

	signal		Brake pedal released	1.0 or less	wiring harnesses
J-05 N	Double lock control	Door lock actuator	Lock actuator double-locking (Transmitter LOCK button pressed twice <b>within 5 s</b> )	1.0 or less → B+ → 1.0 or less	• Door lock actuator • Related wiring harnesses
			Other	1.0 or less	
J-05 O	Power window power supply	Power window main switch	Under any condition	B+	• Related wiring harnesses
J-05 P	-	-	-	-	-
J-05 Q	-	-	-	-	-
J-05 R	Intruder sensor signal	Intruder sensor	Theft-deterrent system arming	(See <a href="#">Inspection Using an Oscilloscope (Reference).</a> )	• Intruder sensor • Related wiring harnesses
J-05 S	Interior light power supply	• Map light • Interior light • Trunk compartment light • Cargo compartment light	Under any condition	B+	• Related wiring harnesses
J-05 T	Rain sensor power supply	Rain sensor	Ignition switch at ON	B+	• Ignition switch • Related wiring harnesses
			Ignition switch off	1.0 or less	
J-05 U	Interior light control	• Map light • Interior light	<b>Within 5 min</b> after any door is opened.	1.0 or less	• Map light • Interior light • Related wiring harnesses
			<b>5 min or more</b> after any door is opened.	B+	
			All doors closed	1.0 or less	
J-05 V	-	-	-	-	-
J-05 W	-	-	-	-	-
J-05 X	-	-	-	-	-
J-05 Y	Door unlock control	Door lock actuator	Door lock actuator unlocking	1.0 or less → B+ → 1.0 or less	• Door lock actuator • Related wiring harnesses
			Other	1.0 or less	
J-05 Z	Heated outer mirror control	Heated outer mirror	Rear window defroster switch on	B+	• Heated outer mirror • Related wiring harnesses
			Rear window defroster switch off	1.0 or less	
J-05 AA	-	-	-	-	-
J-05 AB	-	-	-	-	-
J-05 AC	-	-	-	-	-
J-05 AD	-	-	-	-	-
J-05 AE	-	-	-	-	-
J-05 AF	-	-	-	-	-
J-05 AG	-	-	-	-	-

J-05 AH	-	-	-	-	-
J-05 AI	-	-	-	-	-
J-05 AJ	-	-	-	-	-
J-05 AK	Rear turn light (RH) control	Rear turn light (RH)	<div>Turn switch (RH) on</div> <div>Hazard warning switch on</div> <div>Other</div>	<div>Rear turn light (RH) flashes</div> <div>Alternates between 1.0 or less and B+</div> <div>1.0 or less</div>	<ul style="list-style-type: none"> <li>• Rear turn light (RH)</li> <li>• Related wiring harnesses</li> </ul>
J-05 AL	Sunroof power supply	Sunroof	<div>Ignition switch at ON</div> <div>Ignition switch off</div>	<div>B+</div> <div>1.0 or less</div>	<ul style="list-style-type: none"> <li>• Ignition switch</li> <li>• Related wiring harnesses</li> </ul>
J-05 AM	-	-	-	-	-
J-05 AN	-	-	-	-	-
J-05 AO	-	-	-	-	-
J-05 AP	Door lock control	Door lock actuator	<div>Door lock actuator locking</div> <div>Other</div>	<div>1.0 or less → B+ → 1.0 or less</div> <div>1.0 or less</div>	<ul style="list-style-type: none"> <li>• Door lock actuator</li> <li>• Related wiring harnesses</li> </ul>
J-05 AQ	Power supply	Theft-deterrent siren	Under any condition	B+	<ul style="list-style-type: none"> <li>• Related wiring harnesses</li> </ul>
J-05 AR	Rear wiper control	Rear wiper motor	<div>Rear wiper moving</div> <div>Rear wiper stopped</div>	<div>B+</div> <div>1.0 or less</div>	<ul style="list-style-type: none"> <li>• Rear wiper motor</li> <li>• Related wiring harnesses</li> </ul>
J-05 AS	Tail light (RH) control	Tail light (RH)	<div>Light switch at TNS position</div> <div>Light switch at OFF position</div>	<div>B+</div> <div>1.0 or less</div>	<ul style="list-style-type: none"> <li>• Tail light (RH)</li> <li>• Related wiring harnesses</li> </ul>
J-05 AT	Rear wiper power supply	Rear wiper motor	<div>Ignition switch at ON</div> <div>Ignition switch off</div>	<div>B+</div> <div>1.0 or less</div>	<ul style="list-style-type: none"> <li>• Rear wiper motor</li> <li>• Related wiring harnesses</li> </ul>
J-06 A	-	-	-	-	-
J-06 B	-	-	-	-	-
J-06 C	-	-	-	-	-
J-06 D	-	-	-	-	-
J-06 E	-	-	-	-	-
J-06 F	-	-	-	-	-
J-06 G	-	-	-	-	-
J-06 H	-	-	-	-	-
J-06 I	-	-	-	-	-
J-06 J	-	-	-	-	-
J-06 K	-	-	-	-	-
J-06 L	-	-	-	-	-
			Theft-deterrent system pre-		<ul style="list-style-type: none"> <li>• Related</li> </ul>

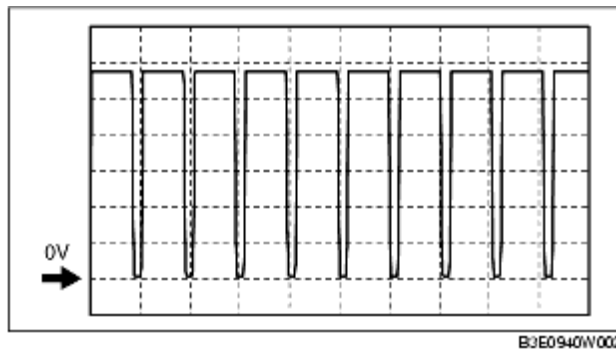
J-06 M	Intruder sensor power supply	Intruder sensor	arming or arming	B+	wiring harnesses
			Other	1.0 or less	
J-06 N	Intruder sensor GND	Intruder sensor	Under any condition: Inspect for continuity to ground.	Continuity detected	• Related wiring harnesses
J-06 O	Door status	Power window main switch	All doors closed	B+	• Door switch • Power window main switch • Related wiring harnesses
			Any door opened	1.0 or less	
J-06 P	Trunk lid lock/unlock signal	Trunk lid key cylinder switch	At the moment key cylinder is unlocked	1.0 or less	• Trunk lid key cylinder switch • Related wiring harnesses
			At the moment key cylinder is locked	Approx. 3	
			Key cylinder at neutral position	B+	
J-06 Q	Rear door latch switch (RH) signal	Rear door latch switch (RH)	Rear door (RH) open (Rear door latch switch (RH) off)	B+	• Rear door latch switch (RH) • Related wiring harnesses
			Rear door (RH) closed (Rear door latch switch (RH) on)	1.0 or less	
J-06 R	Intruder sensor signal	Intruder sensor	Theft-deterrent system pre-arming, arming, or alarm	B+	• Intruder sensor • Related wiring harnesses
			Intruder sensor detects intrusion	B+ → 1.0 or less → B+	
			Theft-deterrent system: Other	1.0 or less	
J-06 S	Rear door latch switch (LH) signal	Rear door latch switch (LH)	Rear door (LH) open (Rear door latch switch (LH) off)	B+	• Rear door latch switch (LH) • Related wiring harnesses
			Rear door (LH) closed (Rear door latch switch (LH) on)	1.0 or less	
J-06 T	-	-	-	-	-
J-06 U	Front door latch switch (RH) signal	Front door latch switch (RH)	Front door (RH) open (Front door latch switch (RH) off)	B+	• Front door latch switch (RH) • Related wiring harnesses
			Front door (RH) closed (Front door latch switch (RH) on)	1.0 or less	
J-06 V	Unlock input (Driver-side door lock-link switch)	Driver-side door lock-link switch	Driver-side door locked	B+	• Driver-side door lock-link switch • Related wiring harnesses
			Driver-side door unlocked	1.0 or less	
J-06 W	Front door latch switch (LH) signal	Front door latch switch (LH)	Front door (LH) open (Front door latch switch (LH) off)	B+	• Front door latch switch (LH) • Related wiring harnesses
			Front door (LH) closed (Front door latch switch (LH) on)	1.0 or less	
J-06 X	Liftgate latch switch signal	Liftgate latch switch	Liftgate is open. (Liftgate latch switch on)	1.0 or less	• Liftgate latch switch • Related

			Liftgate is closed. (Liftgate latch switch off)	B+	wiring harnesses
J-06 Y	Lock input (Driver-side door key cylinder switch)	Driver-side door key cylinder switch	At the moment key cylinder is locked	1.0 or less	• Driver-side door key cylinder switch
			Other	B+	• Related wiring harnesses
J-06 Z	Trunk lid latch switch signal	Trunk lid latch switch	Trunk lid open (Trunk lid latch switch on)	1.0 or less	• Trunk lid latch switch
			Trunk lid closed (Trunk lid latch switch off)	B+	• Related wiring harnesses
J-06 AA	Unlock input (Driver-side door key cylinder switch)	Driver-side door key cylinder switch	At the moment key cylinder is unlocked	1.0 or less	• Driver-side door key cylinder switch
			Other	B+	• Related wiring harnesses
J-06 AB	Trunk lid open request signal	Trunk lid key cylinder push switch	Trunk lid key cylinder push switch pressed	1.0 or less	• Trunk lid key cylinder push switch
			Trunk lid key cylinder push switch released	B+	• Related wiring harnesses
J-06 AC	Lock input (Driver-side door lock-link switch)	Driver-side door lock-link switch	Driver-side door locked	1.0 or less	• Driver-side door lock-link switch
			Driver-side door unlocked	B+	• Related wiring harnesses
J-06 AD	Wiper or headlight operation request	Rain sensor	Because this terminal is for communication, good/no good judgment by terminal voltage is not possible.	-	• Rain sensor • Related wiring harnesses
J-06 AE	-	-	-	-	-
J-06 AF	-	-	-	-	-

**Figure 1 (Ambient Temperature Sensor)**

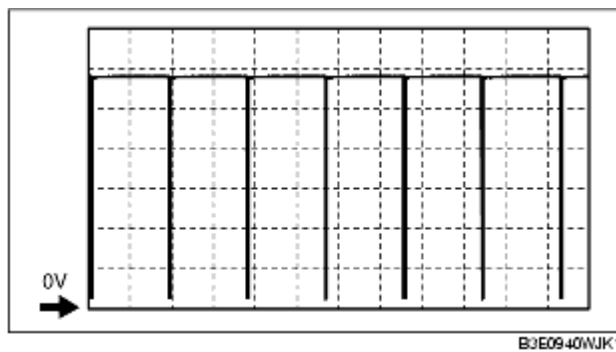
## Inspection Using an Oscilloscope (Reference)

### Panel light control



- Terminal connected: J-03 AI (+)-Negative battery terminal
- Oscilloscope setting: 2 V/DIV (Y): 5 ms/DIV (X), DC range
- Measurement condition: Panel light control switch turned to the darkest position.

### Intruder sensor signal



- Terminal connected: J-05 R (+)-Negative battery terminal
- Oscilloscope setting: 2 V/DIV (Y): 100 ms/DIV (X), DC range
- Measurement condition: Theft-deterrent system arming.